


This kit allows common cast iron shower drains (i.e. *FRANK PATTERN INSTANT-SET*, *EZ TEST*, *OATEY-151*, and others) to be adapted to StyleDrain® Drain Throat Upgrade Kit (9177-UG-2). Once the upgrade kit is installed, any one of California Faucets' decorative StyleDrain® Trim Grids may be installed. The cast iron drain is commonly used in shower construction within the state of California because of the temperature of hot tar waterproofing. PVC and ABS plastic drains cannot withstand the high temperature, +500°F, of hot tar. The "Hot Mop" method of shower waterproofing has been used in California for many years due to the ease of installation, reliability, and economic value.

Kit consists of the components shown below:



**Common Cast Iron Drain Types**

These are common cast iron drains with similar configurations. The only substantial difference is that the *EZ-TEST* has a built in plug that makes it immediately ready for a water test. The *INSTA-SET* and *OATEY* require a separate plug for water testing.



Frank Pattern Instant-Set



EZ Test




Oatey-151


**INSTALLATION**

1. Remove the cast iron clamping flange and install setscrews as shown.

**NOTE:** In some cases, the bolts supplied with cast iron drain may be used to clamp the HOT MOP ADAPTER into place instead of setscrews and nuts.




2. Remove WEEP HOLE PROTECTOR from HOT MOP ADAPTER
3. Mop hot tar over top of cast iron BODY and surrounding sloped floor
4. Place HOT MOP ADAPTER onto hot tar
5. Check level of HOT MOP ADAPTER while tightening nuts/bolts
6. Tar over top of HOT MOP ADAPTER to the RAISED RIDGE and insure tar is clear of WEEP HOLE
7. Perform water test **NOTE:** Weep holes shall be open and allow water to pass freely
8. Place a few small pieces gravel on WEEP HOLES as shown



9. Install WEEP PROTECTOR and StyleDrain® UPGRADE THROAT onto HOT MOP ADAPTER.
10. Perform all standard flooring installation methods and adjust height of THROAT as necessary for finished floor surface.

**NOTE:** Hot Mop Adapter may be used with *INSTANT-SET*, *EZ TEST*, *OATEY-151*, and other drains when liquid applied or sheet membrane waterproofing systems are specified as well.



11. For *EZ-TEST* drains, it may be necessary to cut off some of the lower threaded section on the StyleDrain® UPGRADE THROAT as shown.

**IMPORTANT:** Prior to cutting, "stack up" height (thickness) of all flooring materials must be determined to allow for flush height of THROAT to top surface with flooring.

