



California Faucets®

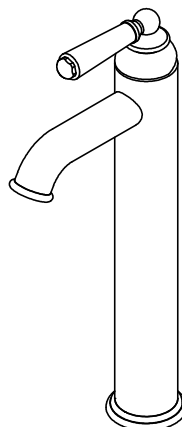
Topanga™

SINGLE HOLE LAV / VESSEL / BAR FAUCET

Features

- 4-9/16" spout center to center
- Single handle operation cartridge with ceramic disc
- Flexible braided hoses for ease of installation
- Flush mount aerator insert
- 1.2 gpm (4.5 L/min) max flow rate
- Solid brass construction
- Over 30 finishes including 15 PVD finishes

CF-3301-2

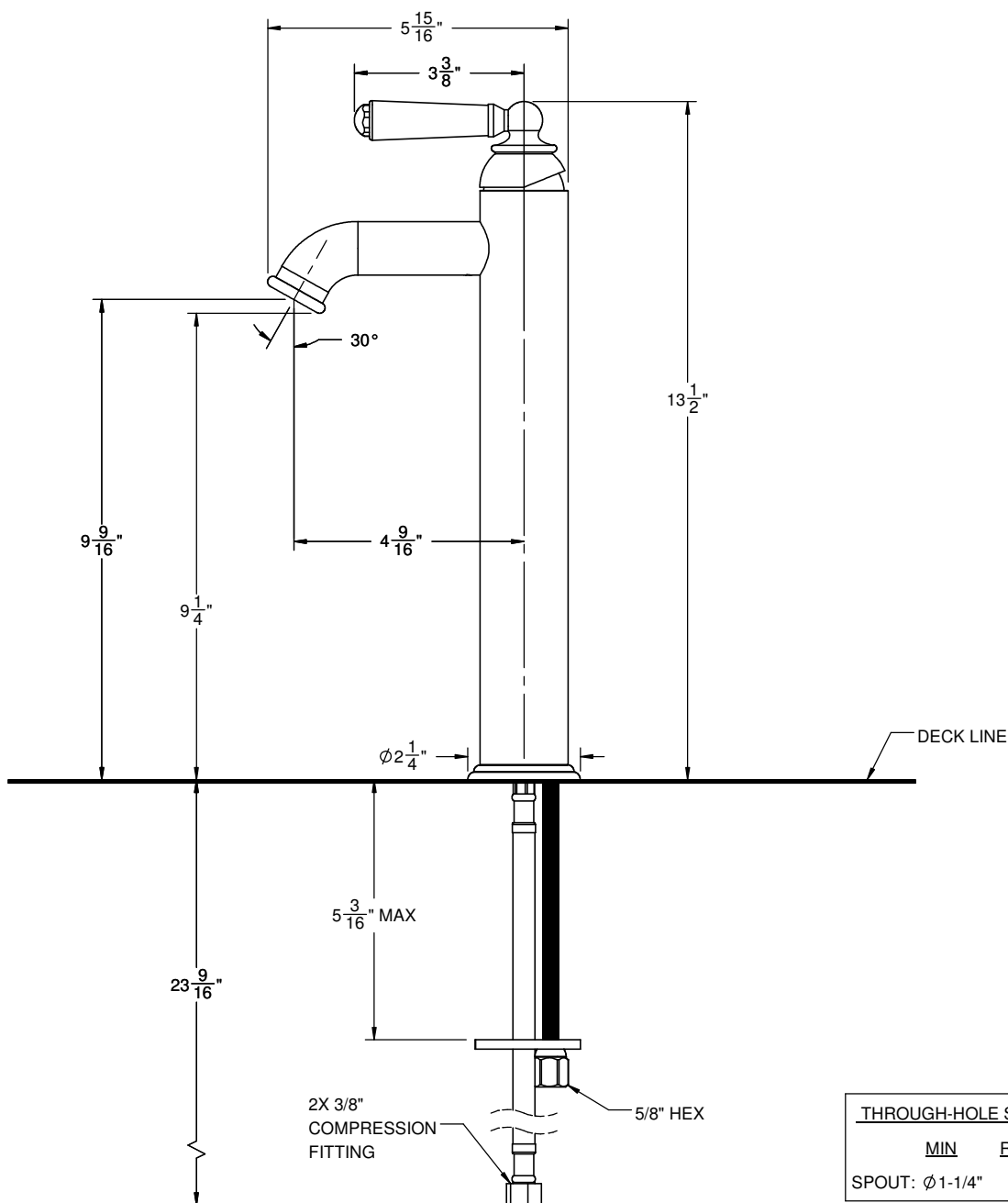


Codes/Standards Applicable

Product meets or exceeds the following:

- ASME A112.18.1/CSA B125.1
- NSF/ANSI 61 & NSF/ANSI 372
- CEC
- ADA compliant

CF-3301-2-HXX
(XX = Optional Series Handle)

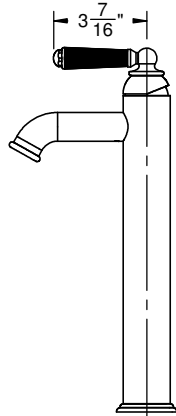
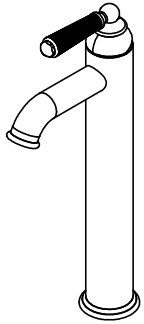


THROUGH-HOLE SPECIFICATIONS	
MIN	RECOMMENDED
SPOUT: Ø1-1/4"	Ø1-3/8"

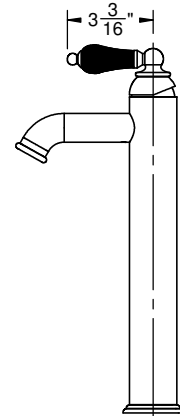
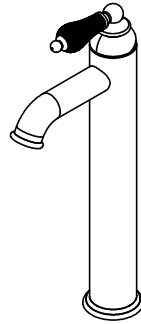
ALL DIMENSIONS SHOWN TO NEAREST 1/16"



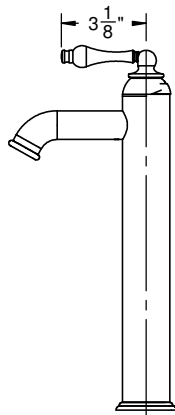
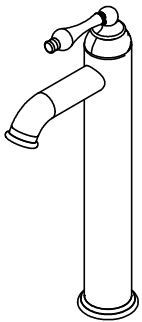
CF-3301-2-H35



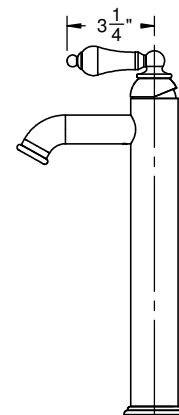
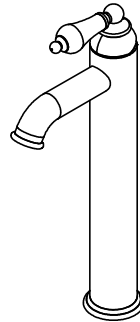
CF-3301-2-H40



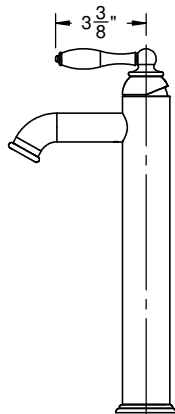
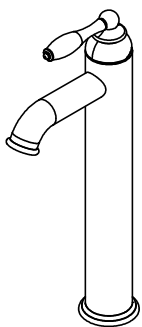
CF-3301-2-H42



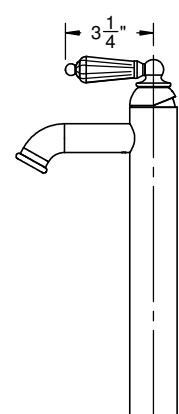
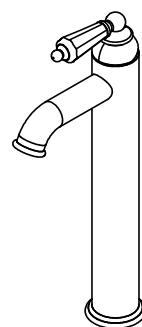
CF-3301-2-H55



CF-3301-2-H64



CF-3301-2-H68



CF-3301-2-CLEV

